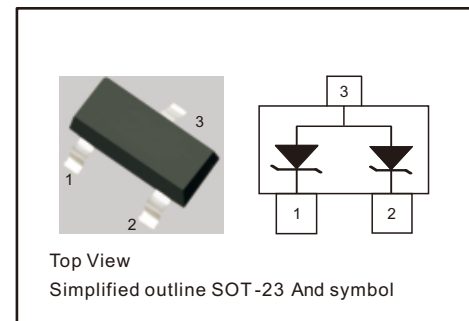


Plastic-Encapsulate ESD Protection Diodes

Features

- 60 Watts Peak Pulse Power per (8/20 μ s)
- IEC61000-4-2 (ESD) ± 15 kV (air), ± 15 kV (contact)
- Protects one bidirectional line or two unidirectional lines
- Low clamping voltage
- Low leakage current
- Working voltages : 36 V



Applications

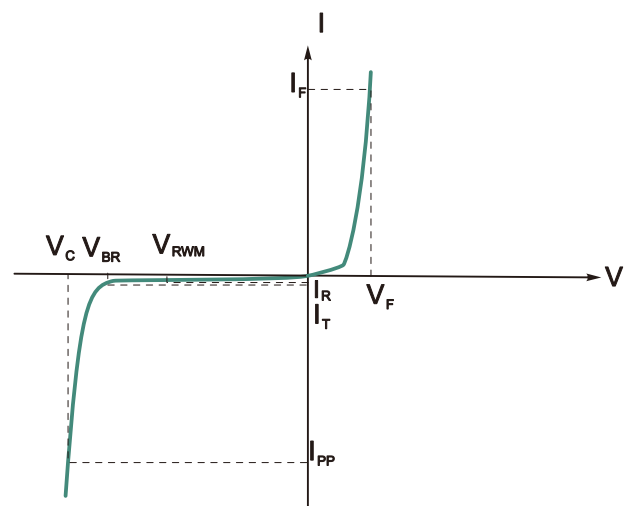
- Cell Phone Handsets and Accessories
- Microprocessor based equipment
- Personal Digital Assistants (PDA's)
- Notebooks, Desktops, and Servers
- Portable Instrumentation
- Networking and Telecom
- Serial and Parallel Ports
- Peripherals

Mechanical Characteristics

- Package: SOT-23
- Flammability Rating: UL 94V-0
- High temperature soldering guaranteed: 260 $^{\circ}$ C/10s
- Packaging: Tape and Reel

Electronics Parameter

Parameter	Symbol
Maximum Reverse Peak Pulse Current	I_{PP}
Clamping Voltage @ I_{PP}	V_C
Peak Reverse Working Voltage	V_{RWM}
Reverse Leakage Current @ V_{RWM}	I_R
Breakdown Voltage @ I_T	V_{BR}
Test Current	I_T
Forward Current	I_F
Forward Voltage @ I_F	V_F





MAXIMUM RATINGS($T_a=25^{\circ}\text{C}$ unless otherwise noted)

Parameter	Symbol	Value	Unit
Peak Pulse Power (8/20 μs)	Ppk	60	W
Peak Pulse Current	Ipp	1	A
ESD per IEC 61000-4-2(Air)	VESD	± 15	KV
ESD per IEC 61000-4-2(Contact)		± 15	
Operating Temperature Range	Tj	-55~+150	$^{\circ}\text{C}$
Storage Temperature Range	Tstg	-55~+150	$^{\circ}\text{C}$

ELECTRICAL CHARACTERISTICS($T_a=25^{\circ}\text{C}$ unless otherwise noted)

Parameter	Symbol	Test conditions	Min	Typ	Max	Unit
Reverse Stand-off Voltage	VRWM				36	V
Breakdown Voltage	VBR	IT=1mA	40			V
Reverse Leakage Current	IR	V=VRWM, $T_a=25^{\circ}\text{C}$			1	μA
Clamping Voltage	VC	IPP=1A, tp=8/20 μs			60	V
Junction Capacitance	Cj	VR=0V, f=1MHz			45	pF



Fig.1 Power Derating Curve

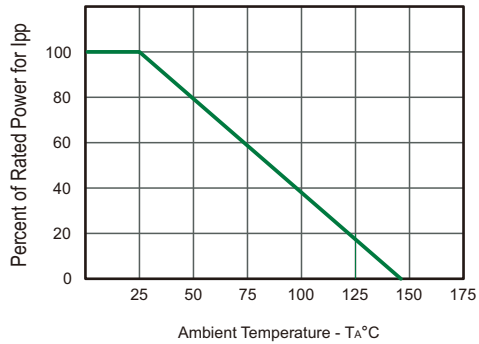


Fig.2 Contact discharge current waveform per IEC61000-4-2

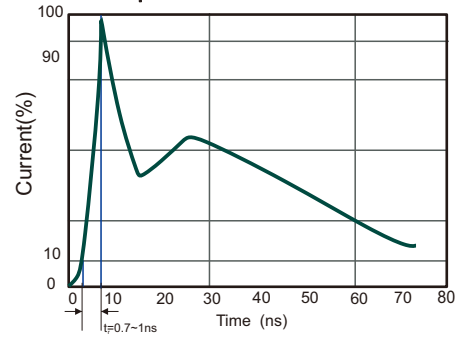
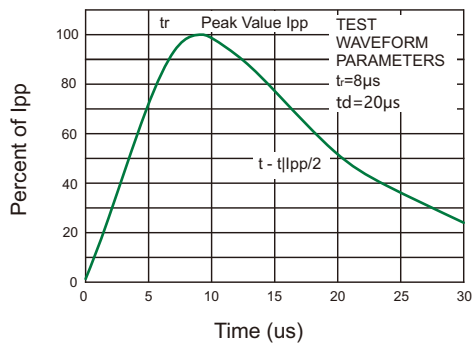
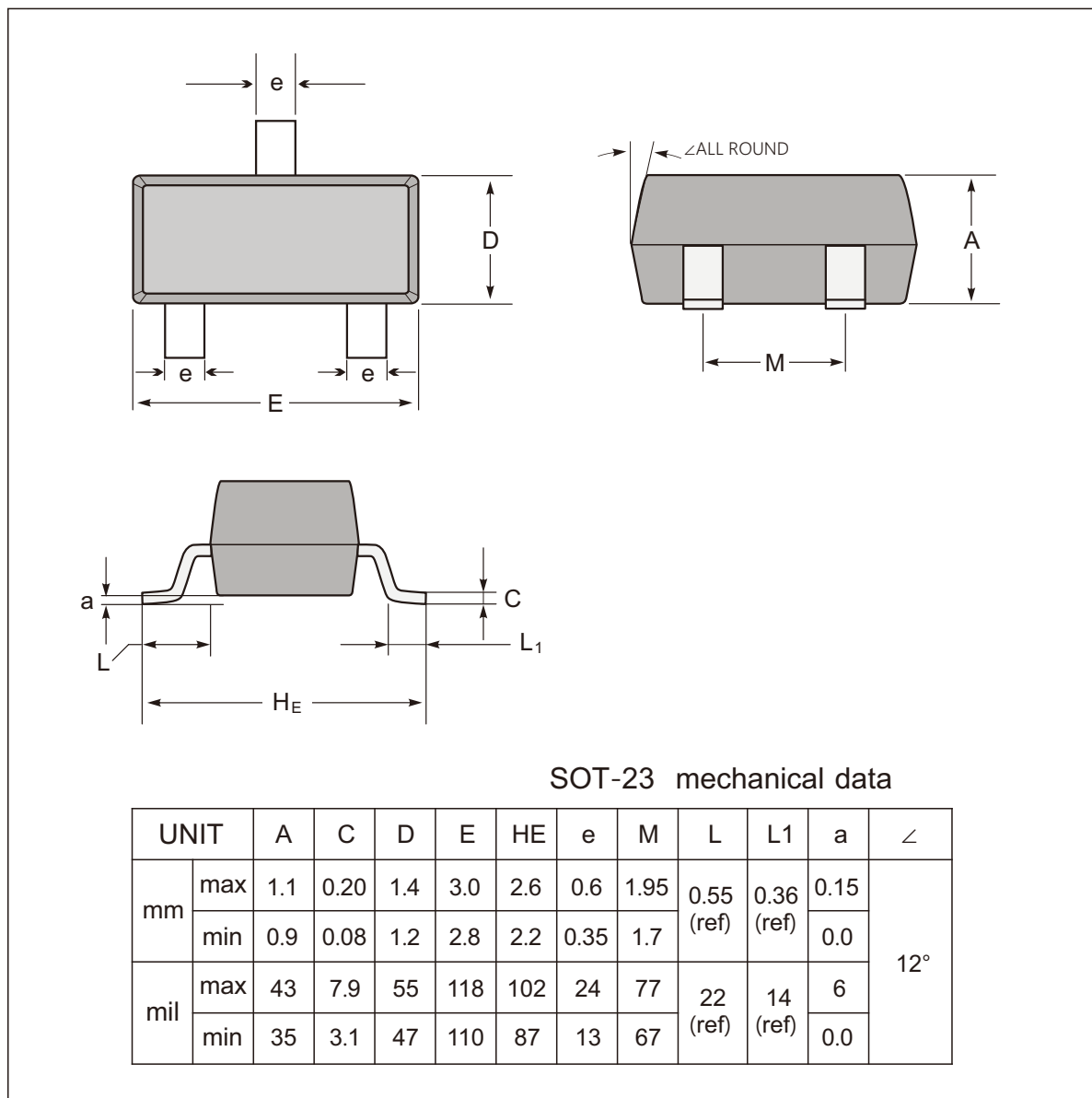


Fig.3 Pulse Waveform

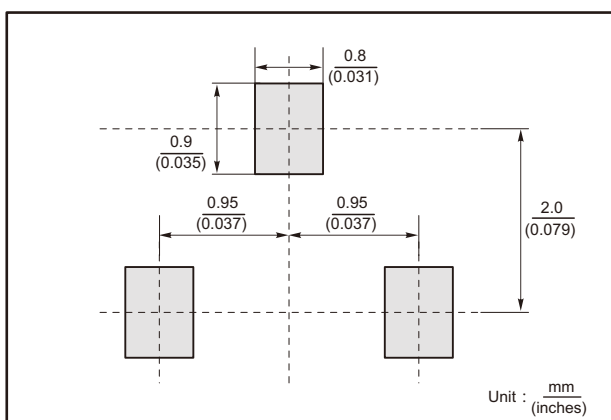




SOT-23 Package Outline Dimensions



The recommended mounting pad size



Marking

Type number	Marking code
ESD36V0T2	36U



Important Notice and Disclaimer

Jingdao Microelectronics reserves the right to make changes to this document and its products and specifications at any time without notice.

Customers should obtain and confirm the latest product information and specifications before final design, purchase or use.

Jingdao Microelectronics makes no warranty, representation or guarantee regarding the suitability of its products for any particular purpose, not does Jingdao Microelectronics assume any liability for application assistance or customer product design.

Jingdao Microelectronics does not warrant or accept any liability with products which are purchased or used for any unintended or unauthorized application.

No license is granted by implication or otherwise under any intellectual property rights of Jingdao Microelectronics.

Jingdao Microelectronics products are not authorized for use as critical components in life support devices or systems without express written approval of Jingdao Microelectronics.